

**emco**group

Designed for your profit



# EMCOMILL E350

**3 axes CNC milling machines for the machining  
of small to medium lot sizes**

**MILLING**  
EMCO-WORLD.COM

# EMCOMILL E350

EMCOMILL E350 with a travel in X of 350 mm: the answer to challenging CNC milling for small to medium lot sizes at a very attractive price-performance ratio. With a fixed, 20-station tool magazine, tool changer with dual-gripper arm, a mechanical main spindle with 10000 rpm.

## 1 TOOL MAGAZINE

- 20-station tool magazine
- Tool changer with dual-gripper arm

## 2 SPINDLE

- Mechanical spindle direct drive: 10.000 U/min
- Powerful main motor
- Main spindle bearings greased for life time

## 3 MACHINE STAND


- Stable construction


## 4 CONTROL UNIT

- State-of-the-art control technology from Siemens
- Compact control design
- Simple data transfer, either via ethernet, USB connection or CF memory card
- Simple programming with ShopMill user interface or in ISO format


## 5 MACHINE CONSTRUCTION

- Stable, gray cast-iron construction
- Roller guides in X/Y/Z with automatic central oil lubrication





An optional 80 or 100 mm-diameter rotary table can be fitted as a 4<sup>th</sup> axis. The rotary table is CNC-controlled and can be interpolated with any linear axis (X, Y, Z).



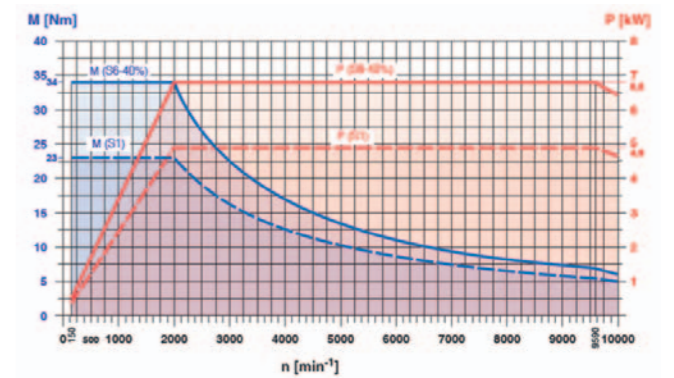
Drum-type magazine with 20 tool positions

## Options

- 4<sup>th</sup> axis
- Electronic handwheel
- Automatic tool and workpiece measurement
- Automatic door
- Triple indicator lamp

## Drive Performance


Performance and torque diagram  
Main spindle (Siemens)



## Highlights

- Extreme thermostability
- Extreme machining precision
- Mechanical spindle
- State-of-the-art control technology from Siemens
- JobShop programming software
- Fairly priced
- Minimal footprint
- Made in the Heart of Europe

## [Workpieces]



Dual-gripper arm and 'random' tool selection; mechanical spindle with high performance drive - 10000 rpm with 6,8 kW.



The control is built into the machine casing to keep the machine's outer dimensions as small as possible.



Milling head  
(Tempered steel)

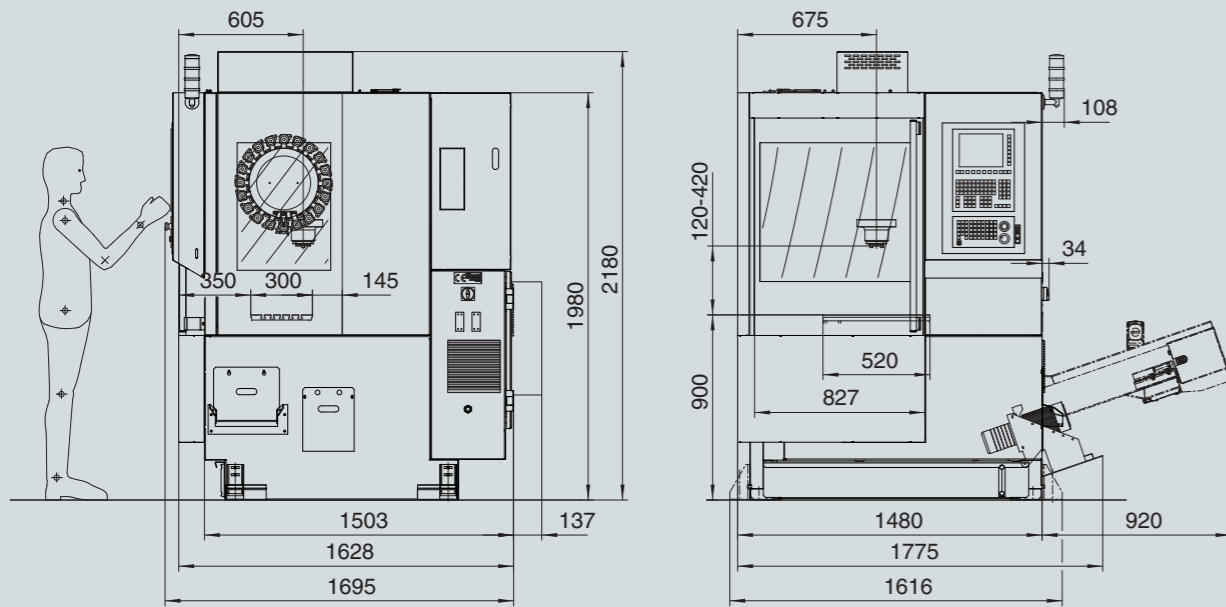


Demo part  
(Steel)



Material sample / steel industry  
(Titanium alloy)

## Machine layout



Details in millimeters

EMCOMILL E350

## Technical data

### Work area

Travel in X	350 mm (13.8")
Travel in Y	250 mm (9.8")
Travel in Z	300 mm (11.8")
Min. clearance spindle nose – table	120 mm (4.7")
Max. clearance spindle nose – table	420 mm (16.5")

### Table

Clamping Area	520 x 300 mm (20.5 x 11.8")
T-groove: number, size, clearance	5 x 12 x 45 mm (0.2 x 0.5 x 1.8")
Max. table load	100 kg ( 2220.5 lb)
Table - floor distance	880 mm (34.6)

### Spindle

Speed range	50 – 10000 rpm
Spindle motor power	6.8 kW (9.11 hp) (S6)
Spindle torque	34 Nm (S6)
Tool taper (DIN 69871)	ISO 30
Drive	Direct drive

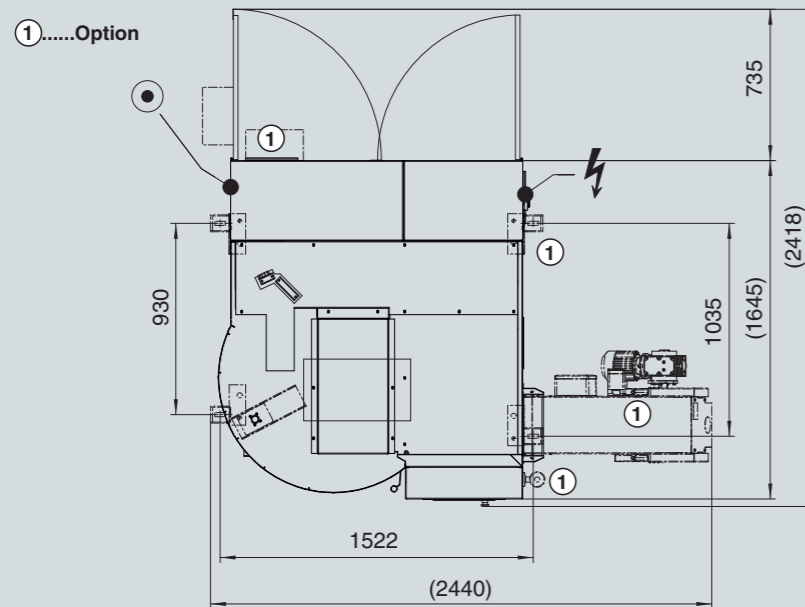
### Tool change

Number of tool stations	20
Tool selection	Random selection
Max. tool diameter (without adjacent tools)	63 mm (80 mm) (2.5" (3.1"))
Max. tool length	200 mm (7.9")
Max. tool weight	5 kg (11.0 lb)
Time for tool change (tool / tool)	2,5 s

### General Data

Power supply	9 kVA
Dimensions W x P x H	1600 x 1700 x 1980 (63.0 x 66.9 x 77.9")
Weight	1970 kg (4343.1 lb)
Required compressed air	6 bar

## Machine layout



Details in millimeters

